


SINGER
22W204

LIST OF PARTS COMPLETE

FOR

**MACHINE No. 22w204**

DROP FEED. ALTERNATING PRESSERS

FOR HEAVY FABRICS

In gauges from $\frac{3}{8}$ to $\frac{3}{4}$ inch.

No.	Plate	Name	Each
*222224	-----	Arm with 200431c, 202036 and 213103	\$ 21
204163	12305	Arm Cap	10
200278H	12311	" " Screw	05
202248H	11894	" " " Washer	05
204235	11894	" Position Pin (2)	02
200010E	11894	" Screw (3)	06
202005	12308	" " Washer (3)	01
213014	11900	" Shaft	4 25
213103	11896	" " Bushing (front)	40
200431c	11808	" " " Position Screw ...	08

No.	Plate	Name	Each
204706	11900	Arm Shaft Connection with four 200054E (2)	\$1 00
200054E	11894	Arm Shaft Connection Screw	03
213016	11900	Balance Wheel (belt groove 4 1/2 in. diam.), with 200342c and 200347c	2 00
200926H	11894	Balance Wheel Adjusting Screw ..	10
200342c	11808	" " Position Screw	03
200347c	11894	" " Set Screw	03
*213052	-----	Bed with 202062, 203248, 203249, two each 200362c, 200516E, 200840E and 202299	
202258	12345	Bed Hinge Connection (2)	08
200570E	12311	" " " Screw (4)	05
203329	11896	" Slide (back)	30
203301	11896	" " (front)	35
203470	12393	Bobbin (2)	06
*203670	-----	" Case	
203648	12393	" " Latch	10
*202056	-----	" " " Pin	
203473	12393	" " " Plunger	10
203474	12393	" " " Spring	01
203499	11894	" " Lever	60
203476	-----	" " " Eccentric	30
204243	11894	" " " " Position Pin	01
203506	11894	" " " Fulerum	40
200066D	11894	" " " " Screw	03
203478	11894	" " " Slide Stud	10
203214	11894	" " Tension Spring	10
200984c	11894	" " " " Regulat- ing Screw	04
200594c	11894	Bobbin Case Tension Spring Screw	02
203216	-----	" " Washer (cloth)	Per 100 25
203669	11808	Bobbin Case complete, Nos. 200594c, 200984c, 202056, 203214, 203216, 203473, 203474, 203648 and 203670	1 00
222320	-----	Face Plate with 200366H, 202087, 204185, 204730, two each 202090, 204281, three each 200368H and 200397H	1 75
200053c	12311	Face Plate Screw	04
204185	11894	" " Thread Guide	03
200368H	12309	" " " " Set Screw	02
222321	11900	Face Plate complete, Nos. 200577H, 204731, 204795, 222251, 222320, two each 200309E, 204059 and 204272	4 00

No.	Plate	Name	Each
213422	11894	Feed Bar with 204189	\$ 75
213370	---	" " 213422 with 200214E, 201525E and 204200	1 25
200214E	11894	Feed Bar Hinge Screw	12
201525E	11894	" " " " Nut	03
214424	11894	" " Spring	04
204189	12306	" " " Hook	01
212246	11829	" Dog, for 212244 and 212245..	1 00
211976	11829	" " " 211978	75
211974	11829	" " " 211975	75
212241	11830	" " " 212240	1 25
212243	11830	" " " 212242	75
200106E	12311	" " Screw (2)	02
200075E	11894	" " Support Screw	02
201535E	11894	" " " " Nut	03
204285	11897	" Driving Cam with 200382c and 200437c	75
208456	11810	Feed Driving Cam Fork Lever with 204195 and 204293	85
204193	11897	Feed Driving Cam Fork Lever Con- nection with 200668c and 201525E	35
204194	12306	Feed Driving Cam Fork Lever Con- nection Clamp with 200031E	45
200031E	12311	Feed Driving Cam Fork Lever Con- nection Clamp Pinch Screw	04
200668c	10438	Feed Driving Cam Fork Lever Con- nection Clamp Screw Stud	06
201525E	11894	Feed Driving Cam Fork Lever Con- nection Clamp Screw Stud Nut..	03
200002E	12338	Feed Driving Cam Fork Lever Con- nection Hinge Screw	07
201522E	12338	Feed Driving Cam Fork Lever Con- nection Hinge Screw Nut	03
*204195	---	Feed Driving Cam Fork Lever Shaft	
204197	12306	Feed Driving Cam Fork Lever Shaft Collar with 200113E	15
200113E	12308	Feed Driving Cam Fork Lever Shaft Collar Set Screw	03
204293	12308	Feed Driving Cam Fork Lever Shaft Position Pin	01
204196	11897	Feed Driving Cam Fork Lever Shaft Sleeve (split)	25
200043c	12311	Feed Driving Cam Fork Lever Shaft Sleeve Set Screw	04
201524E	12338	Feed Driving Cam Fork Lever Shaft Sleeve Set Screw Nut	03
208457	---	Feed Driving Cam Fork Lever com- plete, Nos. 204194 and 208456 ..	1 30

From the library of: Diamond Needle Corp

No.	Plate	Name	Each
200437c	12311	Feed Driving Cam Position Screw	\$ 06
200382c	11897	" " " Set Screw	02
204294	11900	" " Rock Shaft	35
206555	---	" " " " 204294 with 200002E, 201522E and 204193	80
202305	11897	Feed Driving Rock Shaft Center (2)	06
200043c	12311	Feed Driving Rock Shaft Center Set Screw (2)	04
204200	12305	Feed Driving Rock Shaft Crank with 204189 (on left side) and two 200383c	35
200383c	12311	Feed Driving Rock Shaft Crank Set Screw	02
203235	12308	Feed Lifting Cam with 202126	75
204202	12308	" " " Fork with 200027E	75
200027c	12338	" " " " Pinch Screw	04
202126	12308	Feed Lifting Cam Position Pin	01
200045E	12338	" " " Screw	03
203305	11896	" " Rock Shaft	30
203315	---	" " " " 203305 with 203238	65
202305	11897	Feed Lifting Rock Shaft Center (2)	06
200043c	12311	Feed Lifting Rock Shaft Center Set Screw (2)	04
202276	12308	Feed Lifting Rock Shaft Slide Block	15
203238	12308	Feed Lifting Rock Shaft Slide Block 202276 with 200243E and 201531E	35
200243E	12338	Feed Lifting Rock Shaft Slide Block Hinge Screw	08
201531E	12308	Feed Lifting Rock Shaft Slide Block Hinge Screw Nut	03
204206	12306	Feed Regulating Handle	10
204288	11896	" " " 204206 with 200098E, 202622, 204208, 204209, 204213, 204289 and 204925	55
204208	10438	Feed Regulating Handle Adjustable Stop	05
200098E	10438	Feed Regulating Handle Adjustable Stop Screw	03
204925	12306	Feed Regulating Handle Adjustable Stop Screw Washer	01
204209	10438	Feed Regulating Handle Position Pin	01
204289	11897	Feed Regulating Handle Shaft	20

No.	Plate	Name	Each
204211	12306	Feed Regulating Handle Shaft Crank with 200098E	\$ 20
204212	10438	Feed Regulating Handle Shaft Crank Link	15
200271E	12311	Feed Regulating Handle Shaft Crank Link Hinge Screw (lower)	05
200291E	10438	Feed Regulating Handle Shaft Crank Link Hinge Screw (upper)	05
200098E	10438	Feed Regulating Handle Shaft Crank Set Screw	03
204213	10438	Feed Regulating Handle Shaft Sleeve (split)	15
200362c	12311	Feed Regulating Handle Shaft Sleeve Set Screw	03
202622	12306	Feed Regulating Handle Shaft Sleeve Washer	01
202036	10438	Feed Regulating Handle Stop Pin	01
204298	---	Feed Regulating Handle complete Nos. 200291E, 204211, 204212 and 204288	95
*203482	---	Hook (sewing)	---
203483	12393	" 203482 with 200616E, 201376E and 203251	2 20
203671	---	Hook and Bobbin Case complete Nos. 203483 and 203669	3 00
213810	12393	Hook Bevel Gear Socket, 24 teeth	85
200555H	11007	" " " " Screw	05
203242	11007	" " Pinion, 24 teeth, with two 200383c (2)	1 00
200383c	12311	Hook Bevel Pinion Set Screw	02
203306	11896	" Counter Shaft	45
203244	11007	" " " Collar with two 200393c	20
200393c	11007	Hook Counter Shaft Collar Set Screw	02
203245	11007	Hook Counter Shaft Driving Gear, 44 teeth, with 200362c and 200439c	1 00
213154	12305	Hook Counter Shaft Driving Gear 203245 with 200045E and 203235	1 80
200439c	12311	Hook Counter Shaft Driving Gear Position Screw	05
200362c	12311	Hook Counter Shaft Driving Gear Set Screw	03
203246	11007	Hook Counter Shaft Gear, 22 teeth, with two 200383c	75
200383c	12311	Hook Counter Shaft Gear Set Screw	02
202299	---	Hook Counter Shaft Oil Packing (wick)	01

TC3803

203804

From the library of: Diamond Needle Corp

No.	Plate	Name	Each
200840E	11007	Hook Counter Shaft Oil Packing (wick) Stop Screw	\$ 10
213624	11900	Hook Driving Shaft	1 75
203248	11896	" " " Bearing with 202299	20
202299	—	Hook Driving Shaft Bearing Oil Packing (wick)	01
202126	12308	Hook Driving Shaft Bearing Position Pin	01
200516E	12311	Hook Driving Shaft Bearing Screw	08
203249	11007	" " " Bushing (eccentric)	25
202299	—	Hook Driving Shaft Bushing Oil Packing (wick)	01
200362C	12311	Hook Driving Shaft Bushing Set Screw	03
213141	11897	Hook Driving Shaft Collar with two 200393C	20
200393C	11007	Hook Driving Shaft Collar Set Screw	02
203251	12393	Hook Gib	40
201376F	11897	" " Hinge Screw	02
200616F	11897	" " Screw	02
203508	—	" Saddle (left or right) with 200066D	1 60
200006E	11007	Hook Saddle Screw (4)	07
202622	12306	" " " Washer (4)	01
203455	—	" Washer	20
203461	11808	" " 203455 with 203476 and two 204243	50
203672	11810	Hook Saddle (left or right) complete, Nos. 200555N, 203461, 203478, 203499, 203506, 203508, 203671 and 213810	7 00
203673	—	Hook Saddle Combination (left and right) complete, Nos. two 203672	14 00
202445	11896	Knee Lifter Connection Lever with 202446	07
227315	—	Knee Lifter Connection Lever 202445 with 200224N, 200262N, 227304 and 227310	65
200224N	12306	Knee Lifter Connection Lever Hinge Screw	12
227310	11810	Knee Lifter Connection Lever Lifting Rod with 202302	07
202302	12306	Knee Lifter Connection Lever Lifting Rod Cotter Pin	01
202446	12306	Knee Lifter Connection Lever Pin	03
227304	11900	" " Lifting Lever	25

No.	Plate	Name	Each
200262N	12306	Knee Lifter Lifting Lever Hinge Screw	\$ 10
204786	10486	Lifting Lever with 200122N and 204189	1 00
221447	—	Lifting Lever 204786 with 200935E, 201534E, 204789 and 213021	2 40
204788	11897	Lifting Lever Driving Crank	80
204789	10486	" " " " Link	50
200122N	11897	" " " " " Stop Screw	03
200400C	11897	Lifting Lever Driving Crank Position Screw	04
200387C	11897	Lifting Lever Driving Crank Position Screw Set Screw	02
204479	11897	Lifting Lever Driving Crank Position Screw Set Screw Packing (brass)	01
200181D	11897	Lifting Lever Stop Screw	03
204790	10486	" " Stud Lifting Bracket with 200086C and 200181D	60
221448	—	Lifting Lever Stud Lifting Bracket 204790 with 221447	3 00
200086C	12308	Lifting Lever Stud Lifting Bracket Pinch Screw	03
229641	11899	Lifting Presser Foot, 46 needle hole, in gauges $\frac{3}{8}$ and $\frac{7}{8}$ in., for 206671	2 00
229648	14067	Lifting Presser Foot, 46 needle hole, in gauges from $\frac{1}{4}$ to $\frac{3}{4}$ in., in steps of $\frac{1}{8}$ in., for 229649	2 50
200074F	12308	Lifting Presser Foot Screw	03
231397	11810	Needle Bar (hollow)	1 00
204792	10486	" " Connecting Link with 200188C	60
200188C	11897	Needle Bar Connecting Link Pinch Screw	02
204249	12308	Needle Bar Connecting Stud with 200072C and 202277	40
202277	—	Needle Bar Connecting Stud Oil Packing (wick)	01
200072C	12308	Needle Bar Connecting Stud Pinch Screw	03
204326	—	Needle Bar Packing Cord (2) Per 100	25
200504E	11897	Needle Bar Screw Bushing (lower)	05
200503B	11897	" " " " (upper)	05
231383	11895	" Holder, in gauges from $\frac{3}{8}$ to $\frac{1}{2}$ in., in steps of $\frac{1}{8}$ in., with 201030F and two 200141F	1 25

No.	Plate	Name	Each
231385	11895	Needle Holder, in gauges from $\frac{1}{16}$ to $\frac{3}{4}$ in., in steps of $\frac{1}{16}$ in., with 201030r and two 200141r	\$1 50
201030r	11897	Needle Holder Screw	02
200141r	11897	" Set Screw	02
204718	11810	Presser Bar (hollow) with 200074r	1 00
204719	11808	" " Lifter	40
200550c	12311	" " Hinge Screw	08
222287	11894	" " Lifting Bracket with 200387c	40
204720	11808	Presser Bar Lifting Bracket Position Guide	35
200362c	12311	Presser Bar Lifting Bracket Position Guide Set Screw	03
200387c	11897	Presser Bar Lifting Bracket Set Screw	02
204327	12306	Presser Bar Packing Washer (felt) Per 100	25
200504e	11897	Presser Bar Screw Bushing (lower)	05
204721	11808	" " Spring	15
200491u	12305	" " Thumb Screw (pressure regulating)	25
201506b	11897	Presser Bar Thumb Screw Check Nut	06
213015	11810	Take-up Cam with 200335c, 200383c, 200387c, 200400c, 200430c and 204479	4 00
213100	11897	Take-up Cam Key	10
200430c	12311	" " Position Screw	08
200383c	12311	" " " " Check Screw	02
200335c	12311	Take-up Cam Set Screw	04
221450	11810	Take-up Cam complete, Nos. 204788, 204792 and 213015	5 50
221437	11898	Take-up Lever	70
204723	11898	" " Bearing with 204264	15
204264	12306	" " " Position Pin	01
200042r	12311	" " " Screw	05
201816	11898	" " Roller	12
213109	-----	Take-up Lever complete, Nos. 200042r, 201816, 204723 and 221437	1 15
202402	12309	Tension Disc	05
202090	12309	" " Position Pin	01
222251	11897	" Release Lever	25
222254	11898	" " " Operating Lever	25
200585u	11898	Tension Release Lever Operating Lever Screw	04

No.	Plate	Name	Each
200309e	12309	Tension Release Lever Screw	\$ 04
202075	12309	" " Plunger	03
222252	11898	" " Slide with 222284	35
222284	11894	" " " Spring	02
222255	---	Tension Release Slide complete, Nos. 222252, 222254 and two 200585u	70
202407	12309	Tension Spring	05
200632b	12309	" Stud	20
200397h	12309	" " Set Screw	02
201572b	12309	" Thumb Nut	04
204271	12309	" Washer	05
204272	12309	Tension complete, Nos. 200632b, 201572b, 202075, 202407, 202471 and two 202402	50
204274	12309	Thread Controller Plate	12
200577h	12311	" " " Screw	02
202098	12309	" " Roller	05
204275	12309	" " " Guard	10
202084	12309	" " " Washer	01
200300c	12309	" " " Screw	04
204726	11808	" " Spring (Per 100 \$3.50)	05
204333	12309	Thread Controller Spring Guard	08
200581h	12309	" " " " Screw	02
202087	11898	Thread Controller Spring Stop	03
204795	10486	" " " Stud with 204925	10
200366h	11898	Thread Controller Spring Stud Set Screw	02
204925	12306	Thread Controller Spring Stud Washer	01
204730	11898	Thread Controller Thread Guard	03
200397h	12309	" " " " Set Screw	02
205987	12309	Thread Controller complete, Nos. 200300c, 200581h, 202084, 202098, 204274, 204275 and 204333	42
204731	11808	Thread Controller and Spring complete, Nos. 204726 and 205987	50
203313	11898	Thread Guide	10
204281	12309	" Retainer Guide Wire	01
202091	12309	" " Sleeve	05
202092	12309	" " Spring	01
204058	12309	" " Stud	07
200368h	12309	" " " Set Screw	02
204059	12309	Thread Retainer complete, Nos. 202091, 202092 and 204058	15

No.	Plate	Name	Each
212245	11829	Throat Plate, 46 needle hole, for needle sizes 16 and 18, in $\frac{1}{8}$ in. gauge, for 212246	\$1 50
212244	11829	Throat Plate, 40 needle hole, for needle sizes 20 and 22, in gauges $\frac{1}{8}$, $\frac{3}{16}$, $\frac{1}{4}$ and $\frac{5}{16}$ in., for 212246	1 50
211978	11829	Throat Plate, 40 needle hole, for needle sizes 20 and 22, in gauges $\frac{3}{8}$, $\frac{13}{16}$, $\frac{7}{8}$ and $\frac{15}{16}$ in., for 211976 ..	1 50
211975	11829	Throat Plate, 40 needle hole, for needle sizes 20 and 22, in gauges $\frac{1}{2}$, $\frac{11}{16}$, $\frac{3}{4}$ and $\frac{13}{16}$ in., for 211974 ..	1 50
212240	11830	Throat Plate, 40 needle hole, for needle sizes 20 and 22, in gauges $\frac{5}{8}$, $\frac{11}{16}$, $\frac{3}{4}$ and $\frac{13}{16}$ in., for 212241 ..	1 50
212242	11830	Throat Plate, 40 needle hole, for needle sizes 20 and 22, in $\frac{3}{4}$ in. gauge, for 212243	1 75
200161D	12319	Throat Plate Clamp Screw	04
202062	12308	" " Position Pin	01
200577H	12311	" " Screw	02
213021	11898	Vibrating Presser Bar with 206108	80
221438	11898	" " " Adjustable Stop with 200113F	35
221441	—	Vibrating Presser Bar Adjustable Stop 221438 with 221439 and two 201215F	50
221439	11898	Vibrating Presser Bar Adjustable Stop Finger	15
201215F	11898	Vibrating Presser Bar Adjustable Stop Finger Screw	02
200113F	12308	Vibrating Presser Bar Adjustable Stop Set Screw	03
200935F	11898	Vibrating Presser Bar Hinge Screw	08
201534F	11898	Vibrating Presser Bar Hinge Screw Nut	03
204320	11894	Vibrating Presser Bar Spring (spiral)	02
204189	12306	Vibrating Presser Bar Spring Hook	01
206108	11898	Vibrating Presser Bar Spring Hook	02
206671	11899	Vibrating Presser Foot, for 229641	1 50
229649	14067	" " " " 229648, in gauges from $\frac{1}{4}$ to $\frac{3}{4}$ in., in steps of $\frac{1}{16}$ inch	1 50
200098F	10438	Vibrating Presser Foot Screw	03
203357	11898	" " " " Washer	01

MACHINE No. 22w208

DROP FEED. ALTERNATING PRESSERS

FOR STITCHING MOPS.

In gauges from $\frac{1}{4}$ to $\frac{3}{4}$ inch.

The same as Machine No. 22w204 with the following exceptions:

No.	Plate	Name	Each
211974	11829	Feed Dog, for 211975	\$ 75
211976	11829	" " " 211978	75
222297	11895	" " " 212244 and 212245 ..	1 00
222295	11899	Lifting Presser Foot, 46 needle hole, in gauges $\frac{1}{4}$ and $\frac{3}{8}$ in., for 222296	3 00
222293	11899	Lifting Presser Foot, 46 needle hole, in gauges $\frac{1}{4}$ and $\frac{11}{16}$ in., for 222294	3 75
222248	11899	Lifting Presser Foot, 38 needle hole, in gauges $\frac{3}{8}$, $\frac{11}{16}$, $\frac{3}{4}$ and $\frac{13}{16}$ in., for 222249	3 75
222241	11838	Lifting Presser Foot, 30 needle hole, in gauges from $\frac{1}{2}$ to $\frac{3}{4}$ in., in steps of $\frac{1}{16}$ in., for 222243 ..	3 75
213108	11896	Needle Bar (hollow)	1 00
222242	11895	" Holder, in gauges from $\frac{1}{4}$ to $\frac{3}{4}$ in., in steps of $\frac{1}{16}$ in., with 200068H and two 200141F	2 00
200068H	11898	Needle Holder Screw	03
211978	11829	Throat Plate, 40 needle hole, for needle sizes 20 and 22, in gauges from $\frac{5}{16}$ to $\frac{13}{16}$ in., in steps of $\frac{1}{16}$ in., for 211976	1 50
211975	11829	Throat Plate, 40 needle hole, for needle sizes 20 and 22, in gauges $\frac{1}{2}$, $\frac{11}{16}$, $\frac{3}{4}$, $\frac{13}{16}$ and $\frac{5}{8}$ in., for 211974 ..	1 50
222249	11899	Vibrating Presser Foot, for 222248, in gauges $\frac{3}{8}$, $\frac{11}{16}$, $\frac{3}{4}$ and $\frac{13}{16}$ inch ..	3 75
222243	11838	Vibrating Presser Foot, for 222241, in gauges from $\frac{1}{2}$ to $\frac{3}{4}$ in., in steps of $\frac{1}{16}$ inch	3 75
222294	11899	Vibrating Presser Foot, for 222293	3 75
222296	11899	" " " " 222295	2 50

From the library of: Diamond Needle Corp.

ACCESSORIES

No.	Plate	Name	Each
200157B	12338	Attachment Screw	\$ 05
203470	12393	Bobbin (10)	06
225497	12345	" Case Screw Driver	10
14 x 1	----	Needles, twelve, size 22..Per doz.	30
225181	----	Drip Pan with four wood screws $\frac{1}{2}$ in. No. 5	35
41400	12345	Machine Rest Pin (wood)	04
36578	12345	Oiler with 36579	10
36579	12345	" Spout, 3 in. long	06
225498	12345	Screw Driver, $7\frac{1}{4}$ in. long	15
225554	12345	Wrench (steel)	10

BOBBIN WINDER

202470	12320	Bobbin Winder Base	15
202471	12320	" " Frame	15
200221D	12319	" " " Hinge Screw	12
202472	12319	" " " Spring	05
200161D	12319	" " " " Screw	04
202473	12320	" " Pulley with 200380C	20
200380C	12319	" " " Set Screw	02
202474	12320	" " Spindle	15
227522	12319	" " Stop Latch	10
200056E	12319	" " " " Screw	03
202477	12319	" " " " Thumb Lever	15
200299H	12319	Bobbin Winder Stop Latch Thumb Lever Hinge Screw	05
200299H	12319	Bobbin Winder Stop Latch Thumb Lever Joint Screw	05
201537H	12319	Bobbin Winder Stop Latch Thumb Lever Joint Screw Nut	03
202478	12319	Bobbin Winder Stop Latch Trip Lever	10
200299H	12319	Bobbin Winder Stop Latch Trip Lever Hinge Screw	05
227523	12320	Bobbin Winder complete, Nos. 200056E, 200161D, 200221D, 201537H, 202470 to 202474, 202477, 202478, 227522, three 200299H and two wood screws $1\frac{1}{2}$ in. No. 14, R.H.B.	1 35
202480	12320	Bobbin Winder Spool Holder Base with 200355H and 202484	15
202481	12320	Bobbin Winder Spool Holder Base Spool Pin	05

No.	Plate	Name	Each
202482	12319	Bobbin Winder Spool Holder Tension Disc (lower or upper)	\$ 02
200011E	12319	Bobbin Winder Spool Holder Tension Disc Screw	05
200355H	12319	Bobbin Winder Spool Holder Tension Disc Screw Set Screw	03
202483	12319	Bobbin Winder Spool Holder Tension Disc Spring (brass)	01
202484	12319	Bobbin Winder Spool Holder Tension Disc Thread Guide	01
202485	12320	Bobbin Winder Spool Holder complete, Nos. 200011E, 202480, 202481, 202483, two 202482 and one wood screw $1\frac{1}{2}$ in. No. 13	35
227524	----	Bobbin Winder and Spool Holder complete, Nos. 202485 and 227523	65

KNEE LIFTER

227781	11900	Knee Lifter Rock Lever with 200522C and 200529C	35
227782	----	Knee Lifter Rock Lever 227781 with two each 202451 and 202452	50
227787	11900	Knee Lifter Rock Lever 227782 with 202203 and 227784	90
202453	11900	Knee Lifter Rock Lever Knee Plate with 200526C	17
202203	----	Knee Lifter Rock Lever Knee Plate 202453 with 202454	30
202454	11900	Knee Lifter Rock Lever Knee Plate Arm (long)	12
200522C	12319	Knee Lifter Rock Lever Knee Plate Arm Set Screw	06
200526C	12319	Knee Lifter Rock Lever Knee Plate Set Screw	05
202451	11900	Knee Lifter Rock Lever Lug with two wood screws $\frac{3}{4}$ in. No. 13U	05
202452	12319	Knee Lifter Rock Lever Lug Hinge Pin	02
227784	11900	Knee Lifter Rock Lever Rod, 3 in. long, with 227785	06
*227785	----	Knee Lifter Rock Lever Rod Cap or Oil Guard	—
200529C	12319	Knee Lifter Rock Lever Rod Set Screw	05

(Other Knee Lifter Parts are listed with parts of machine head).

From the library of: Diamond Needle Corp

Accessories

No.	Plate	Name	Each
THREAD UNWINDER			
202486	—	Spool Pin	\$ 03
202487	—	“ Rest	25
227498	—	“ “	20
202488	10838	“ “ 202487 with 200363c, 200383c and two 202486	35
227499	10838	Spool Rest 227498 with 200363c and 202486	25
202489	10838	Spool Rest Rod	05
200383c	12311	“ “ “ Set Screw	02
200383c	12311	“ “ Set Screw	02
202490	10838	“ Stand with 200383c	20
202491	—	“ Washer (steel)	02
202492	—	“ Weight with 202493	25
202493	—	“ “ Center with 202793 and 203163	10
203163	—	Spool Weight Center Bushing	03
202793	—	“ “ Thread Guide	05
202794	10838	Thread Eyelet Rod	15
227605	10838	“ “ “	05
227606	10838	“ “ “ Clamp with two 200396c	15
200396c	11898	Thread Eyelet Rod Clamp Set Screw	03
200363c	12338	Thread Eyelet Rod Set Screw	03
227500	10838	Thread Unwinder complete, Nos. 202488 to 202490, 202794, 227499, 227605, 227606, three each 202491, 202492 and wood screws $\frac{1}{4}$ in. No. 13	1 75

FOR MACHINE NO. 22W208

Same as for Machine No. 22w204 with the following exception:

14 x 14	—	Needles, twelve, size 24, in place of 14x1	Per doz. 30
---------	---	---	-------------

FEED DOGS

No.	Plate	Name	Each
211623	11831	Feed Dog, for 212025 and 212026..	\$.60
211624	11831	“ “ “ 212025 and 212026..	75
211974	11829	“ “ “ 211975	75
211976	11829	“ “ “ 211977 to 211980 ...	75
211982	11831	“ “ “ 211975	75
212241	11830	“ “ “ 212240	1 25
212243	11830	“ “ “ 212242	75
212246	11829	“ “ “ 212244 and 212245..	1 00
212825	11830	“ “ “ 212824	1 25
222227	11831	“ “ “ 222228	1 00
222288	11895	“ “ “ 222290 and 222291..	1 25
222297	11895	“ “ “ 212244 and 212245..	1 00

NEEDLE HOLDERS

231383	11895	Needle Holder, in gauges from $\frac{3}{8}$ to $\frac{1}{2}$ in., in steps of $\frac{1}{32}$ in., with 201030F and two 200141F, for Ma- chine No. 22w204	1 25
231385	11895	Needle Holder, in gauges from $\frac{1}{4}$ to $\frac{3}{4}$ in., in steps of $\frac{1}{32}$ in., with 201030F and two 200141F, for Ma- chine No. 22w204	1 50
222242	11895	Needle Holder, in gauges from $\frac{1}{4}$ to $\frac{3}{4}$ in., in steps of $\frac{1}{32}$ in., with 200068H and two 200141F, for Ma- chine No. 22w208	2 00

From the library of: Diamond Needle Corp.

PRESSER FEET

No.	Plate	Name	Each
FOR MACHINE NO. 22W204			
229641	11899	Lifting Presser Foot, 46 needle hole, in gauges $\frac{1}{16}$ and $\frac{3}{32}$ in., for 206671	\$2 00
229646	14067	Lifting Presser Foot, 50 needle hole, in gauges $\frac{1}{16}$, $\frac{3}{32}$ and $\frac{1}{4}$ in., for 206690	2 00
229648	14067	Lifting Presser Foot, 46 needle hole, in gauges from $\frac{1}{4}$ to $\frac{3}{4}$ in., in steps of $\frac{1}{32}$ in., for 229649	2 50
229650	14067	Lifting Presser Foot, 46 needle hole, in gauges $\frac{1}{4}$, $\frac{3}{8}$, $\frac{1}{2}$, $\frac{5}{8}$ and $\frac{3}{4}$ in., for 229651	2 00
229652	14067	Lifting Presser Foot, 46 needle hole, in gauges from $\frac{1}{4}$ to $\frac{3}{4}$ in., in steps of $\frac{1}{32}$ in., for 229653	2 50
229654	11838	Lifting Presser Foot, 46 needle hole, in gauges $\frac{1}{16}$, $\frac{1}{8}$, $\frac{3}{16}$ and $\frac{1}{4}$ in., for 229655	3 00
206682	11899	Lifting Presser Foot, 35 needle hole, in gauges from $\frac{1}{4}$ to $\frac{3}{4}$ in., in steps of $\frac{1}{32}$ in., for 229649	2 50
222229	11899	Lifting Presser Foot, 40 needle hole, in gauges $\frac{1}{16}$, $\frac{3}{32}$ and $\frac{1}{4}$ in., for 206674	2 00
206671	11899	Vibrating Presser Foot, for 222229 and 229641	1 50
206690	11899	Vibrating Presser Foot, for 229646	1 50
229649	14067	" " " for 206682 and 229648, in gauges from $\frac{1}{4}$ to $\frac{3}{4}$ in., in steps of $\frac{1}{32}$ inch	1 50
229651	14067	Vibrating Presser Foot, for 229650	1 50
229653	14067	" " " " 229652, in gauges from $\frac{1}{4}$ to $\frac{3}{4}$ in., in steps of $\frac{1}{32}$ inch	1 50
229655	11838	Vibrating Presser Foot, for 229654, in gauges $\frac{1}{16}$, $\frac{1}{8}$, $\frac{3}{16}$ and $\frac{1}{4}$ inch	2 00

FOR MACHINE NO. 22W208

222241	11838	Lifting Presser Foot, 30 needle hole, in gauges from $\frac{1}{2}$ to $\frac{3}{4}$ in., in steps of $\frac{1}{32}$ in., for 222243	3 75
--------	-------	---	------

No.	Plate	Name	Each
222248	11899	Lifting Presser Foot, 38 needle hole, in gauges $\frac{1}{16}$, $\frac{3}{32}$, $\frac{1}{8}$ and $\frac{1}{4}$ in., for 222249	\$3 75
222293	11899	Lifting Presser Foot, 46 needle hole, in gauges $\frac{1}{8}$ and $\frac{1}{4}$ in., for 222294	3 75
222295	11899	Lifting Presser Foot, 46 needle hole, in gauges $\frac{1}{4}$ and $\frac{3}{8}$ in., for 222296	3 00
222243	11838	Vibrating Presser Foot, for 222241, in gauges from $\frac{1}{2}$ to $\frac{3}{4}$ in., in steps of $\frac{1}{32}$ inch	3 75
222249	11899	Vibrating Presser Foot, for 222248, in gauges $\frac{1}{16}$, $\frac{1}{8}$, $\frac{3}{16}$ and $\frac{1}{4}$ inch ..	3 75
222294	11899	Vibrating Presser Foot, for 222293	3 75
222296	11899	" " " " 222295	2 50

From the library of: Diamond Needle Corp

THROAT PLATES

No.	Plate	Name	Each
211975	11829	Throat Plate, 40 needle hole, for needle sizes 20 and 22, in gauges $\frac{1}{2}$, $\frac{11}{32}$, $\frac{1}{4}$, $\frac{13}{32}$ and $\frac{3}{8}$ in., for 211974 and 211982	\$1 50
211977	11829	Throat Plate, 46 needle hole, for needle sizes 16 and 18, in gauges from $\frac{1}{8}$ to $\frac{13}{32}$ in., in steps of $\frac{1}{32}$ in., for 211976	1 50
211978	11829	Throat Plate, 40 needle hole, for needle sizes 20 and 22, in gauges from $\frac{1}{8}$ to $\frac{13}{32}$ in., in steps of $\frac{1}{32}$ in., for 211976	1 50
211979	11829	Throat Plate, 38 needle hole, for needle sizes 23 and 24, in gauges from $\frac{1}{8}$ to $\frac{13}{32}$ in., in steps of $\frac{1}{32}$ in., for 211976	1 25
211980	11829	Throat Plate, 35 needle hole, for needle sizes 23 and 24, in gauges $\frac{1}{8}$, $\frac{3}{8}$ and $\frac{1}{2}$ in., for 211976	1 25
212025	11895	Throat Plate, 46 needle hole, for needle sizes 16 and 18, in gauges from $\frac{1}{4}$ to $\frac{1}{2}$ in., in steps of $\frac{1}{32}$ in., for 211623 and 211624	1 50
212026	11895	Throat Plate, 40 needle hole, for needle sizes 20 and 22, in gauges from $\frac{1}{4}$ to $\frac{1}{2}$ in., in steps of $\frac{1}{32}$ in., for 211623 and 211624	1 50
212240	11830	Throat Plate, 40 needle hole, for needle sizes 20 and 22, in gauges $\frac{1}{2}$, $\frac{3}{4}$, $\frac{11}{16}$ and $\frac{3}{8}$ in., for 212241 ..	1 50
212242	11830	Throat Plate, 40 needle hole, for needle sizes 20 and 22, in $\frac{3}{8}$ in. gauge, for 212243	1 75
212244	11829	Throat Plate, 40 needle hole, for needle sizes 20 and 22, in gauges from $\frac{1}{32}$ to $\frac{1}{8}$ in., in steps of $\frac{1}{32}$ in., for 212246 and 222297	1 50
212245	11829	Throat Plate, 46 needle hole, for needle sizes 16 and 18, in gauges from $\frac{1}{8}$ to $\frac{1}{4}$ in., in steps of $\frac{1}{32}$ in., for 212246	1 50
212824	11830	Throat Plate, 40 needle hole, for needle sizes 20 and 22, in gauges from $\frac{1}{8}$ to $\frac{1}{2}$ in., in steps of $\frac{1}{32}$ in., for 212825 and 222297	1 75

No.	Plate	Name	Each
222228	11831	Throat Plate, 38 needle hole, for needle sizes 23 and 24, in gauges $\frac{1}{8}$, $\frac{3}{8}$ and $\frac{1}{2}$ in., for 222227	\$1 50
222290	11895	Throat Plate, 46 needle hole, for needle sizes 16 and 18, in gauges $\frac{1}{8}$ and $\frac{13}{32}$ in., for 222288	1 50
222291	11895	Throat Plate, 40 needle hole, for needle sizes 20 and 22, in gauges $\frac{1}{8}$ and $\frac{13}{32}$ in., for 222288	1 50

From the library of: Diamond Needle Corp

OBSOLETE PARTS

No.	Plate	Name	Each
213110	---	Face Plate with 200366u, 202087, 204185, 204730, two each 202090, 204281, three each 200368u and 200397u	\$1 50
213111	11900	Face Plate complete, Nos. 200577u, 204731, 204795, 213110, two each 204059 and 206639	3 35
*213605	---	Feed Driving Cam Fork Lever Slide Block	—
*213604	---	Feed Driving Cam Fork Lever Slide Block with 200116c	—
213606	11897	Feed Driving Cam Fork Lever Slide Block 213604 with 213605	30
203250	11007	Hook Driving Shaft Collar with two 200393c	20
206639	---	Tension complete, Nos. 200632u, 201572u, 202407, 204271 and two 202402	45

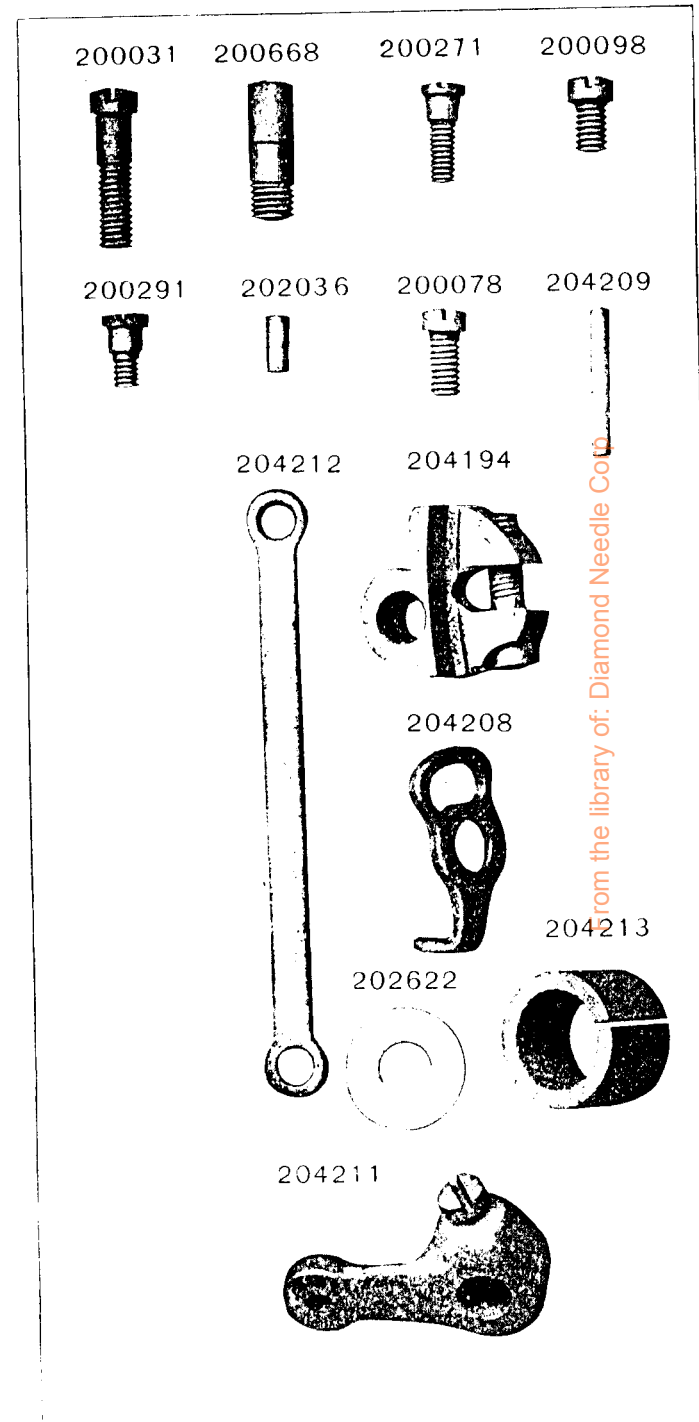


PLATE 10486—FULL SIZE

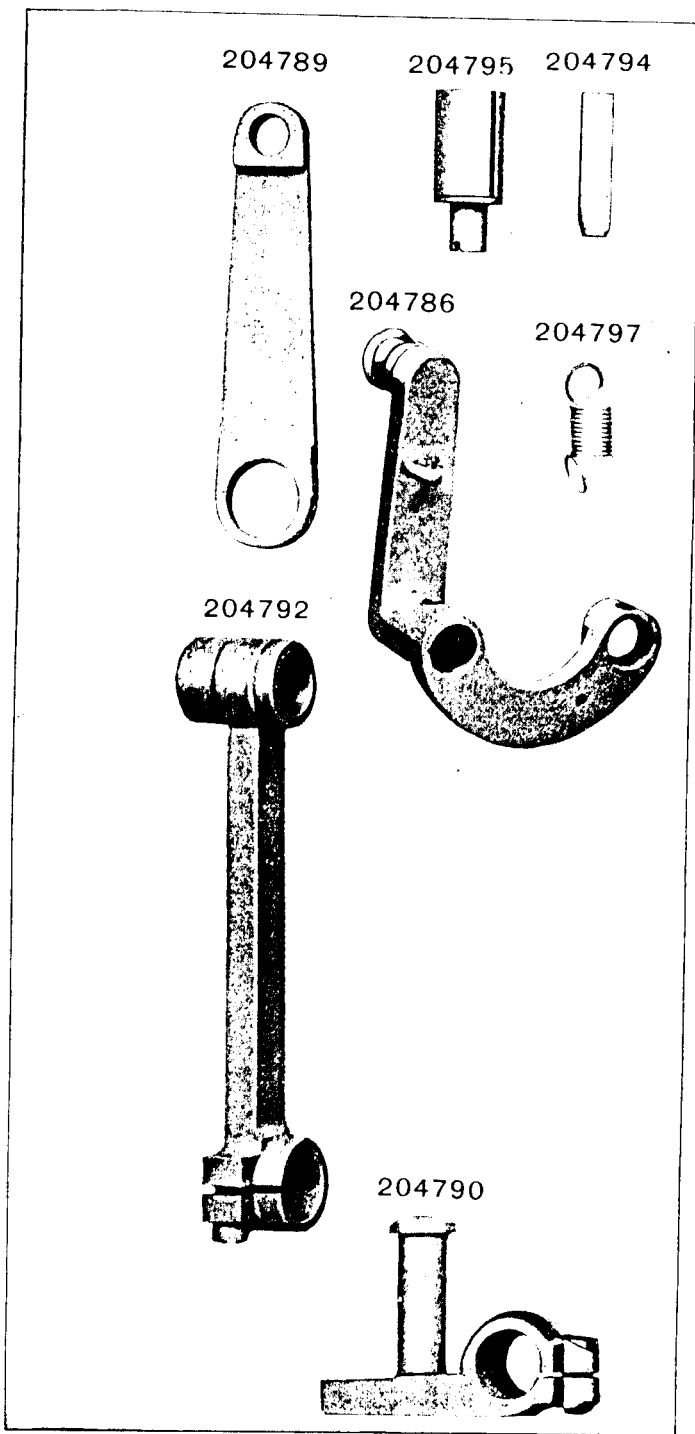


PLATE 10838—ONE-EIGHTH SIZE

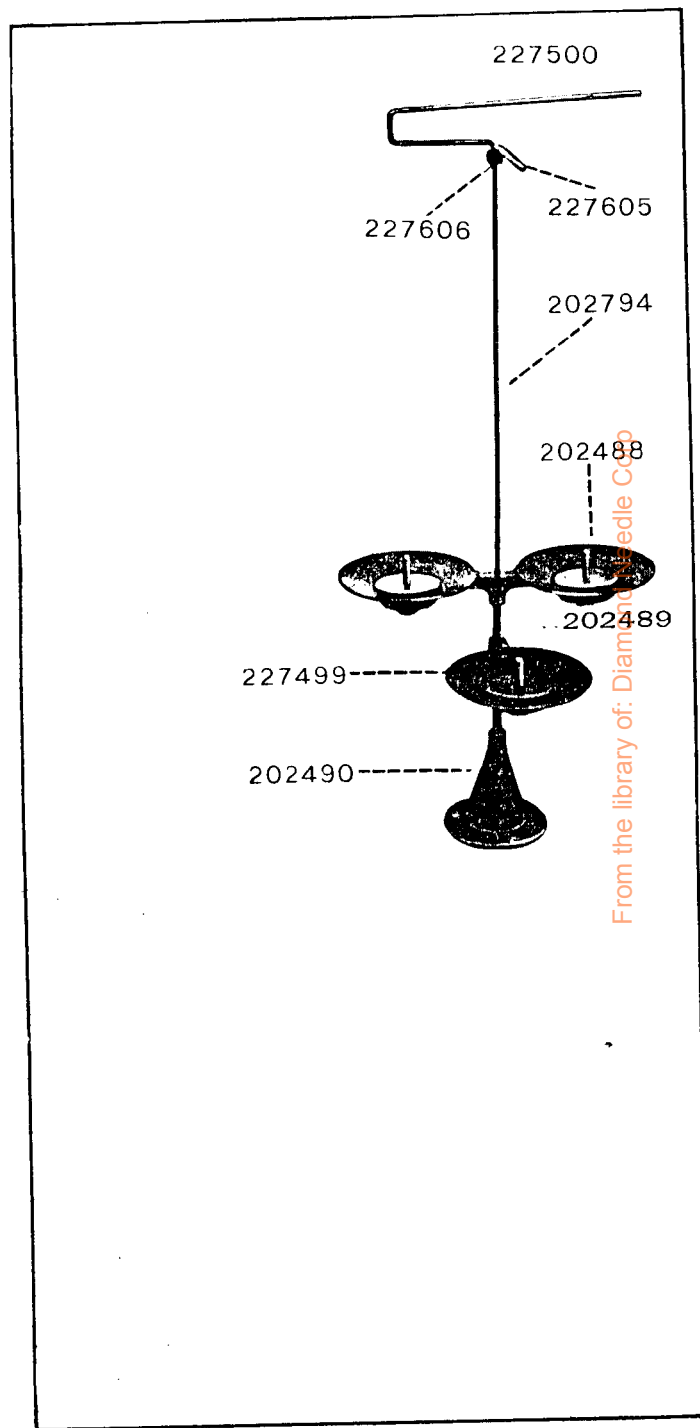



PLATE 11007—FULL SIZE


200555



203242



203245




203250



200393




203246



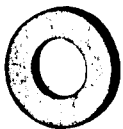
200006



203249



225585



203244



200840



PLATE 1,1808—FULL SIZE

200431





200342



203461

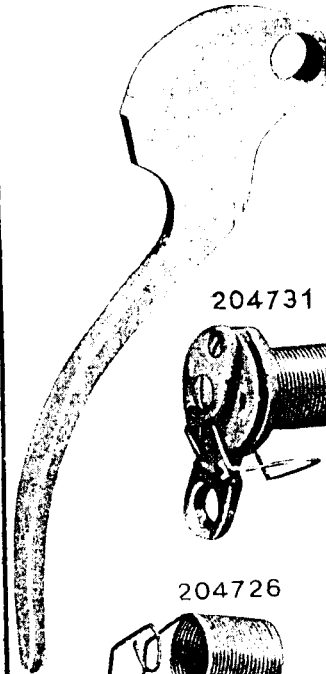
203669



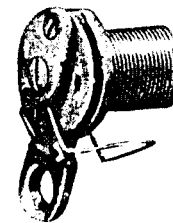
204721




204719



204731



204726



204720



From the Library of: Diamond Needle Corp

PLATE 11810 -ONE-HALF SIZE

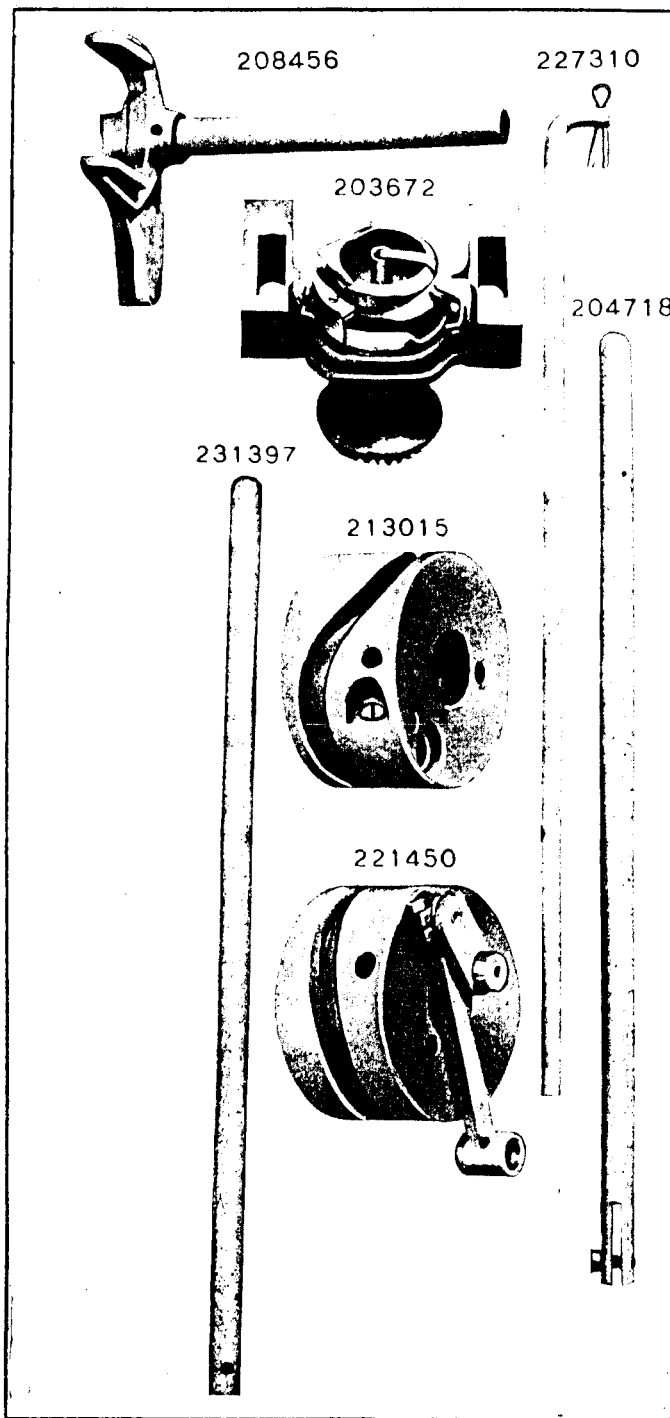


PLATE 11829 -FULL SIZE

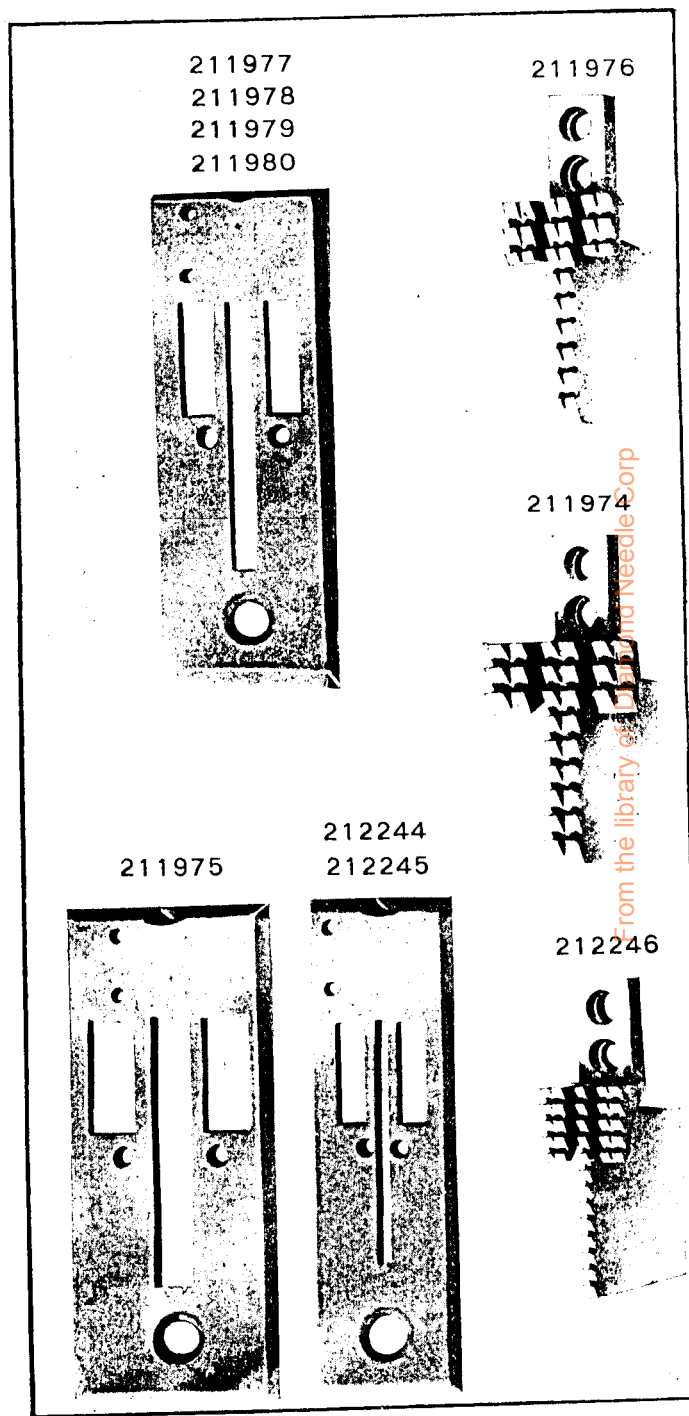



PLATE 11830 -FULL SIZE

212240



212241




212243



212825



212242



212824



PLATE 11831 -FULL SIZE

222228




222227



211623



211624



211982



From the library of: Diamond Needle Corp

PLATE 11838 -FULL SIZE

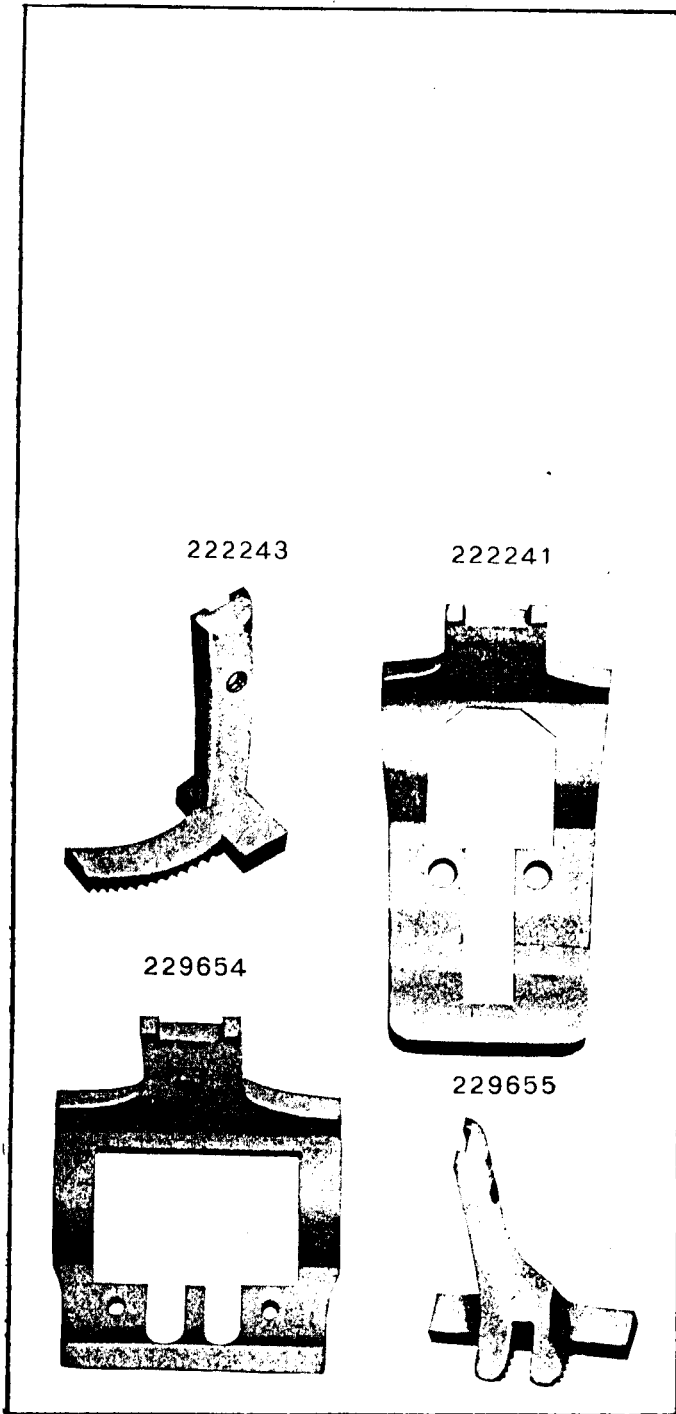


PLATE 11894 -FULL SIZE

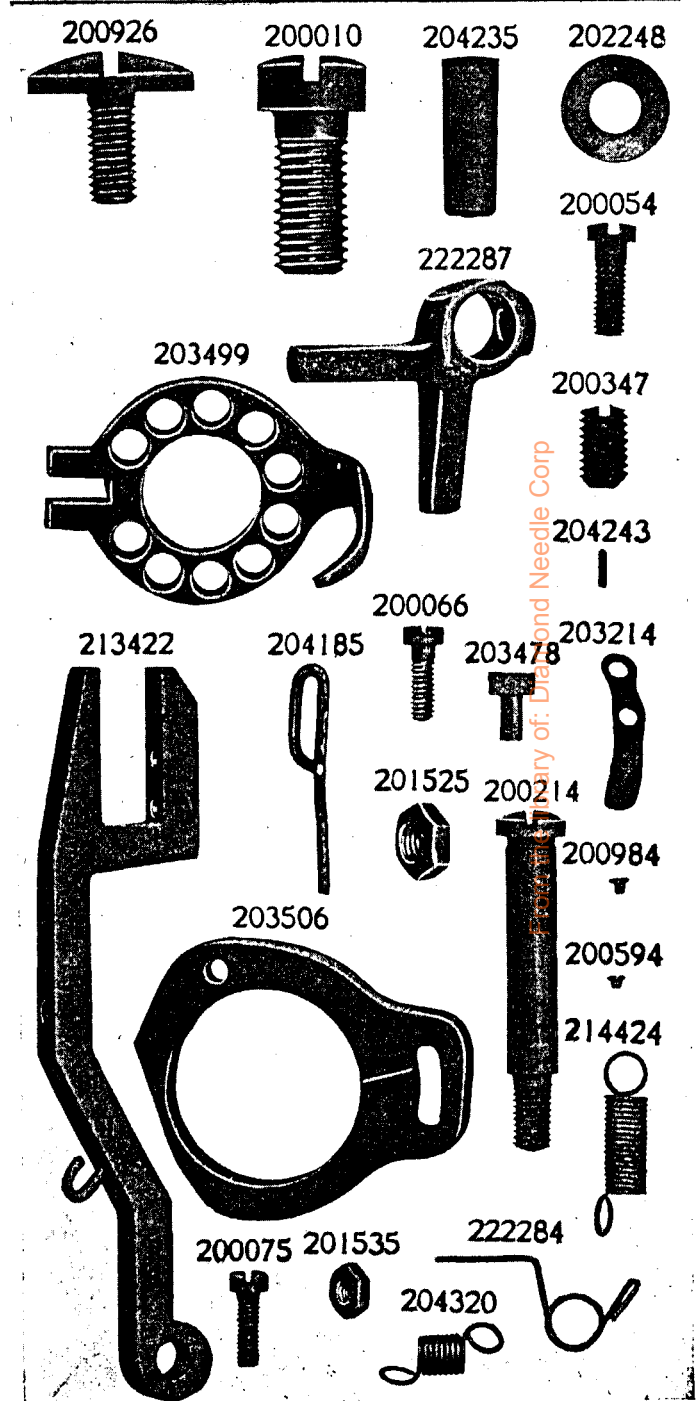




PLATE 11895—FULL SIZE


231383



231385




222242



212025

212026

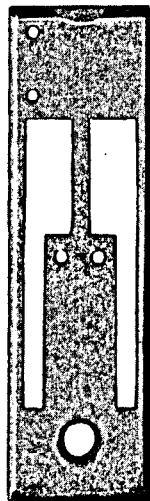


222297



222290

222291



222288






PLATE 11896—ONE-HALF SIZE

203301




203329




213108



213103



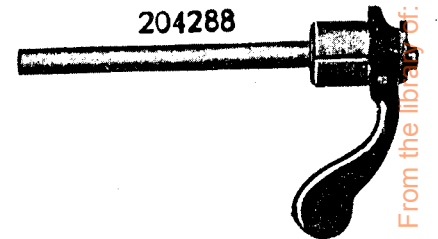
203305



203306




204288



20445



203248



From the library of: Diamond Needle Corp

PLATE 11897—FULL SIZE

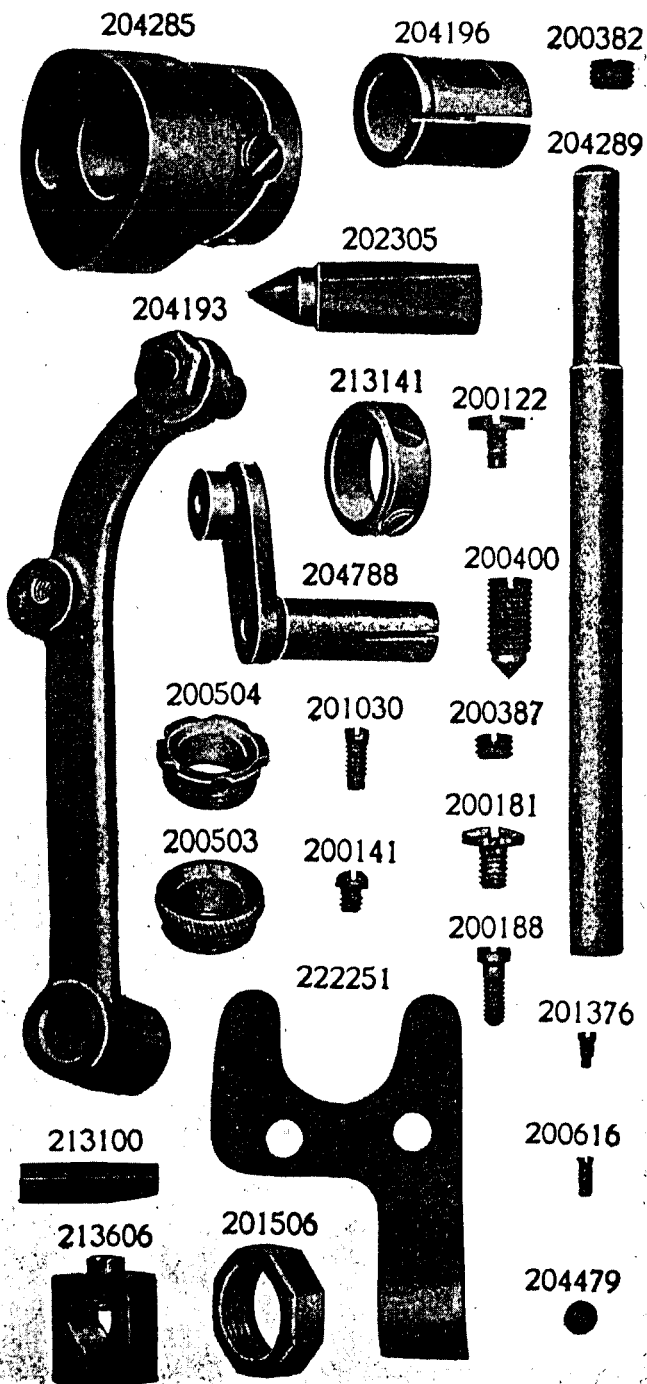
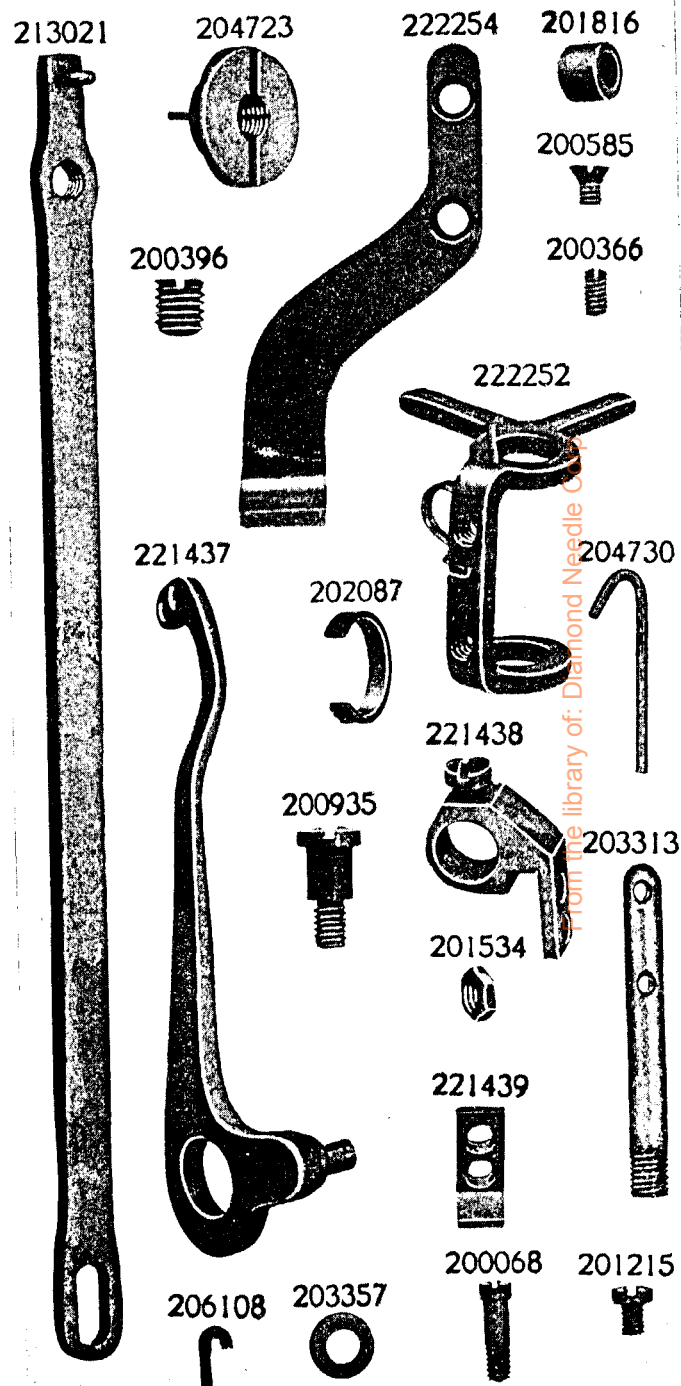


PLATE 11898—FULL SIZE



The University of Michigan Library of Digital Images

PLATE 11899—FULL SIZE



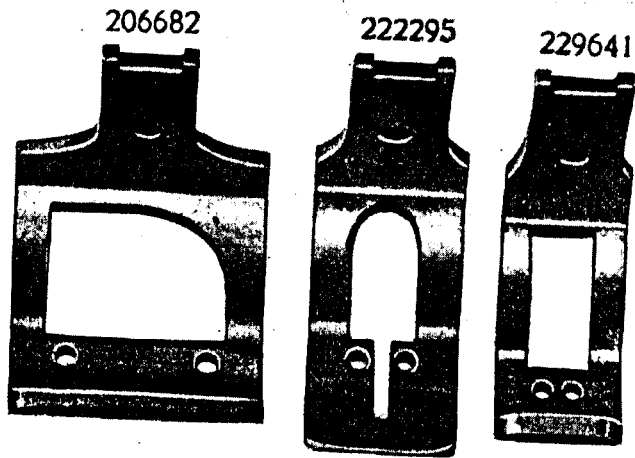
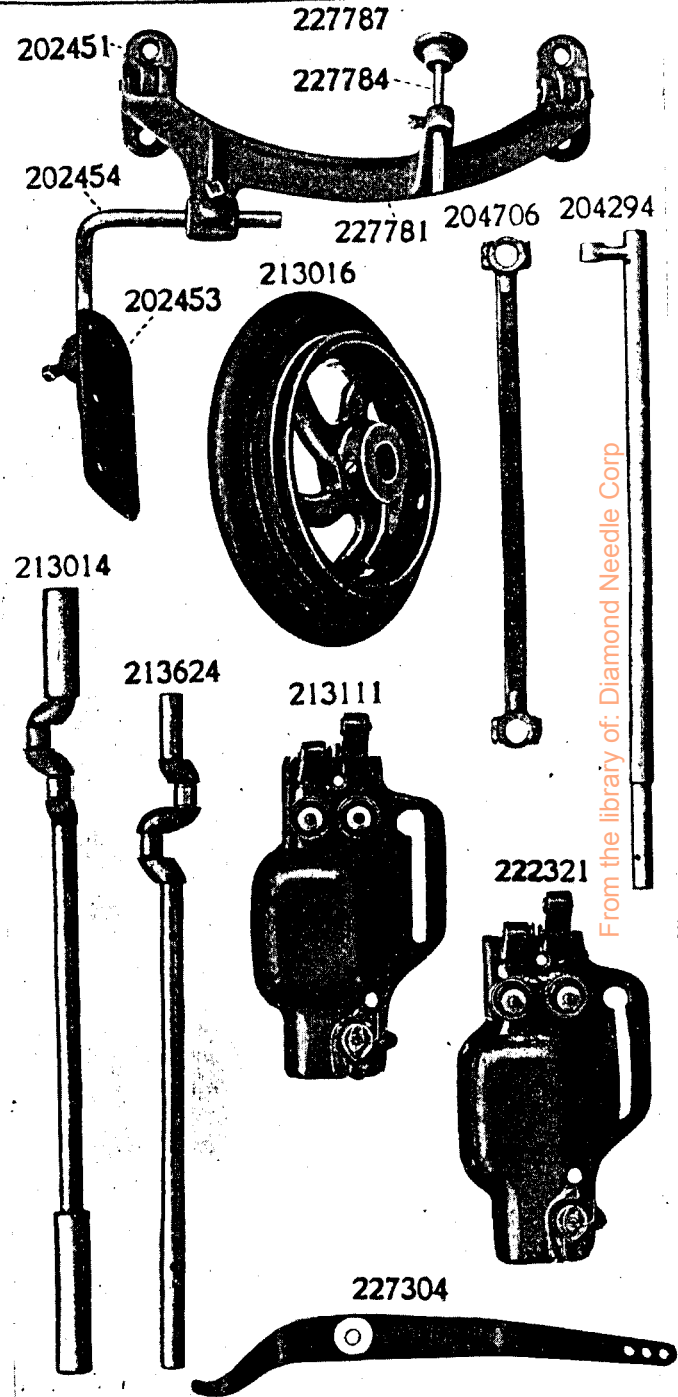


PLATE 11900—ONE-FOURTH SIZE



From the library of: Diamond Needle Corp

PLATE 12305—FULL SIZE


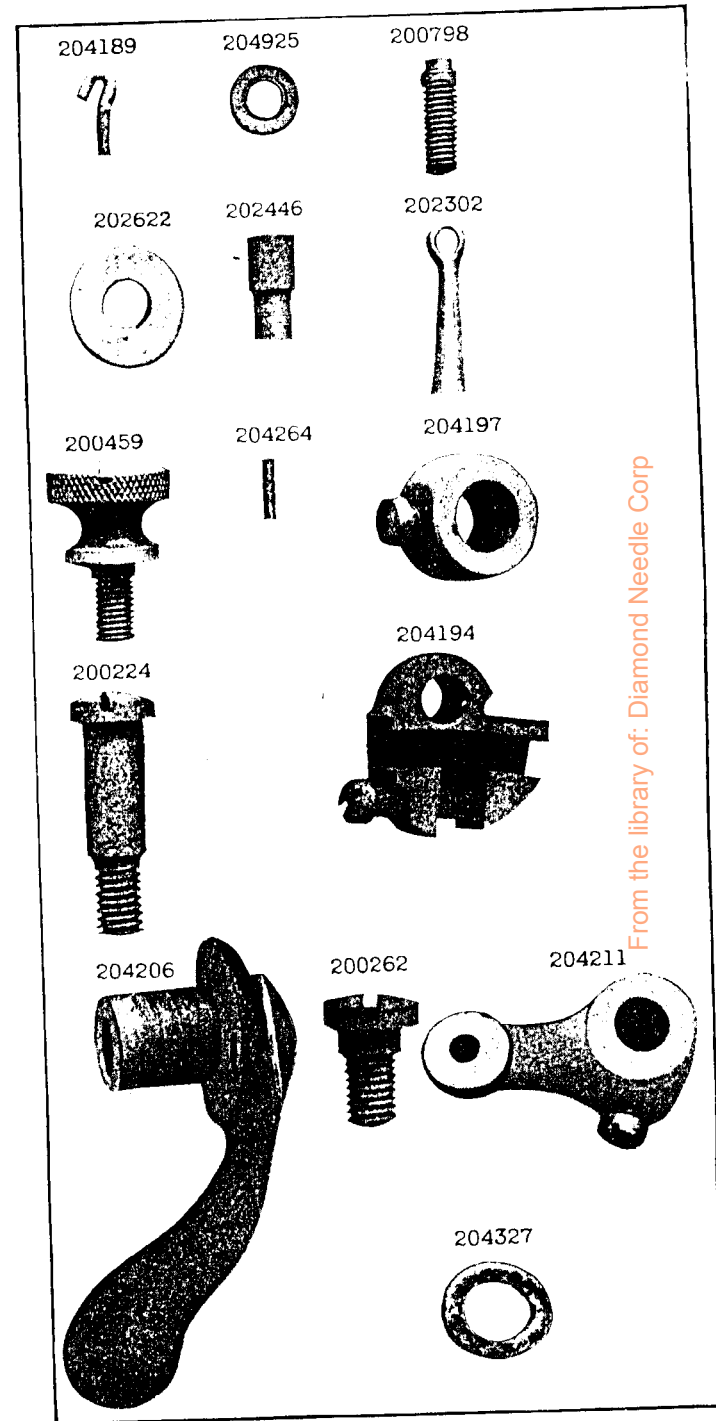


PLATE 12306—FULL SIZE



From the library of: Diamond Needle Corp

PLATE 12308-FULL SIZE

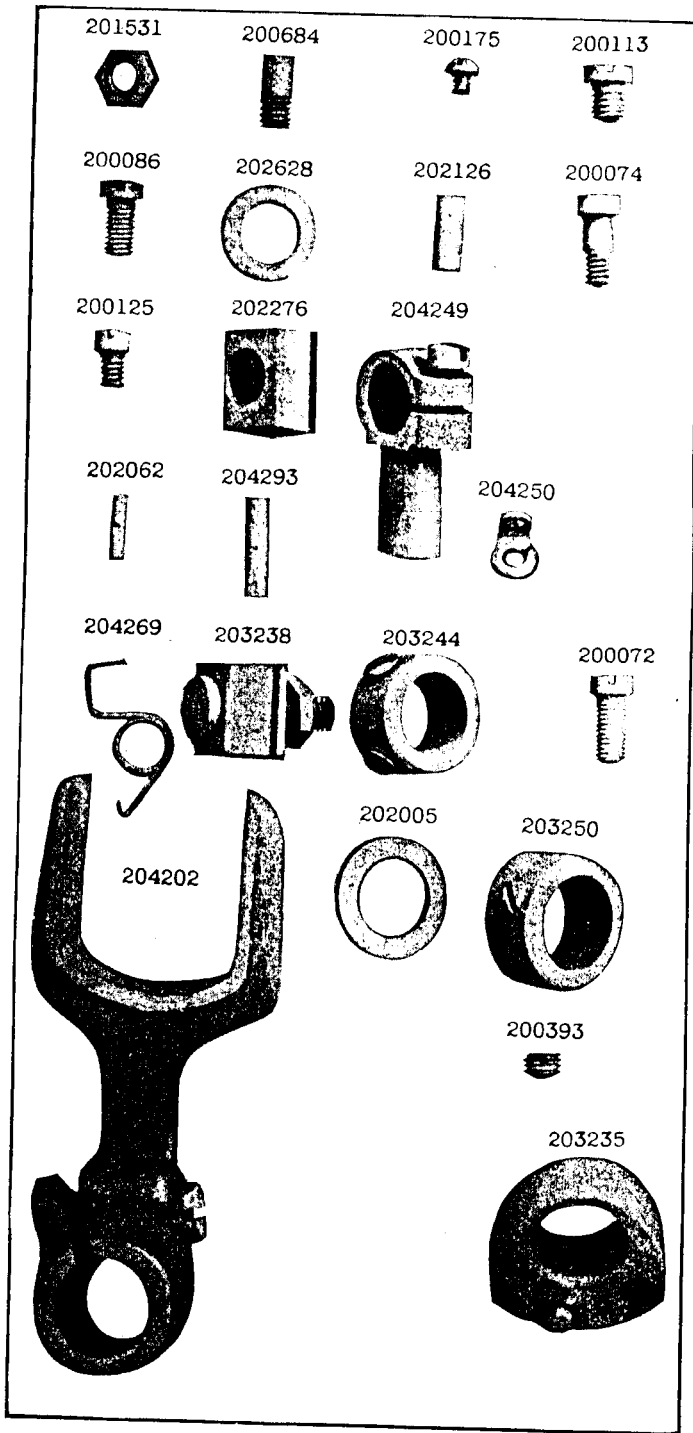


PLATE 12309-FULL SIZE

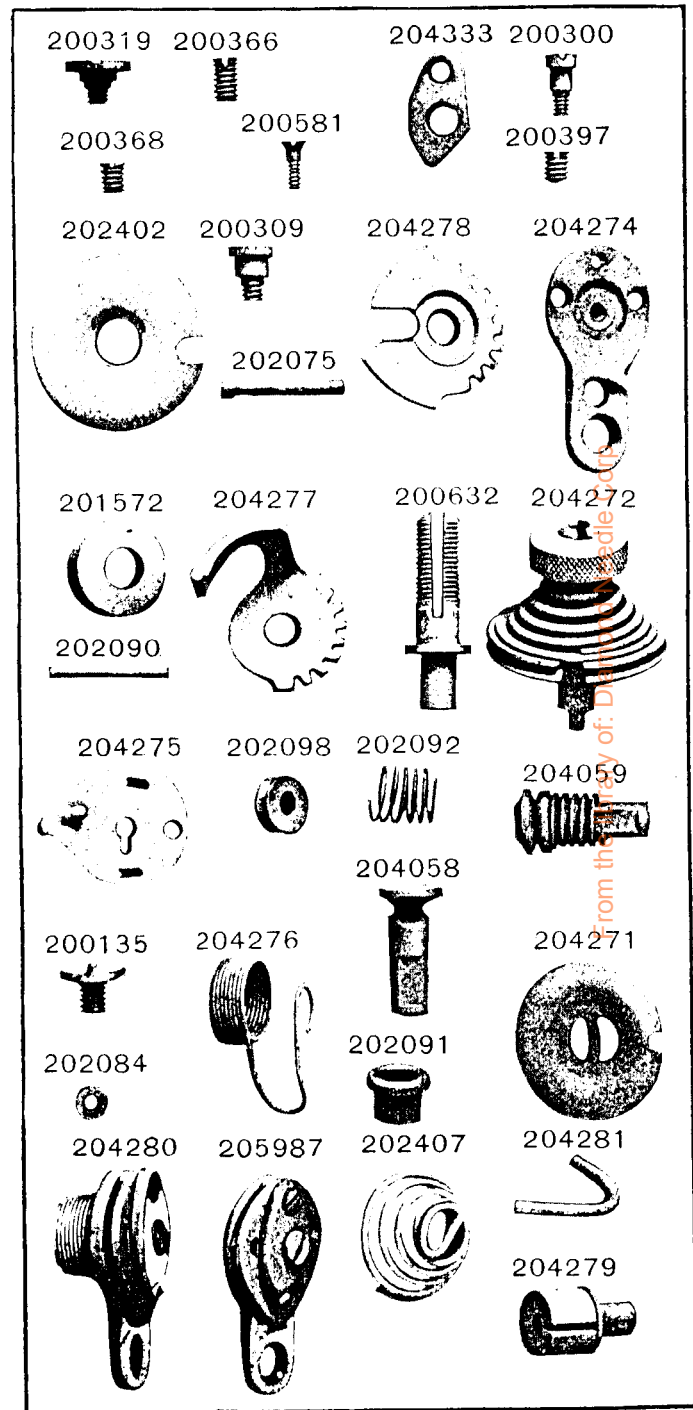


PLATE 12311-FULL SIZE

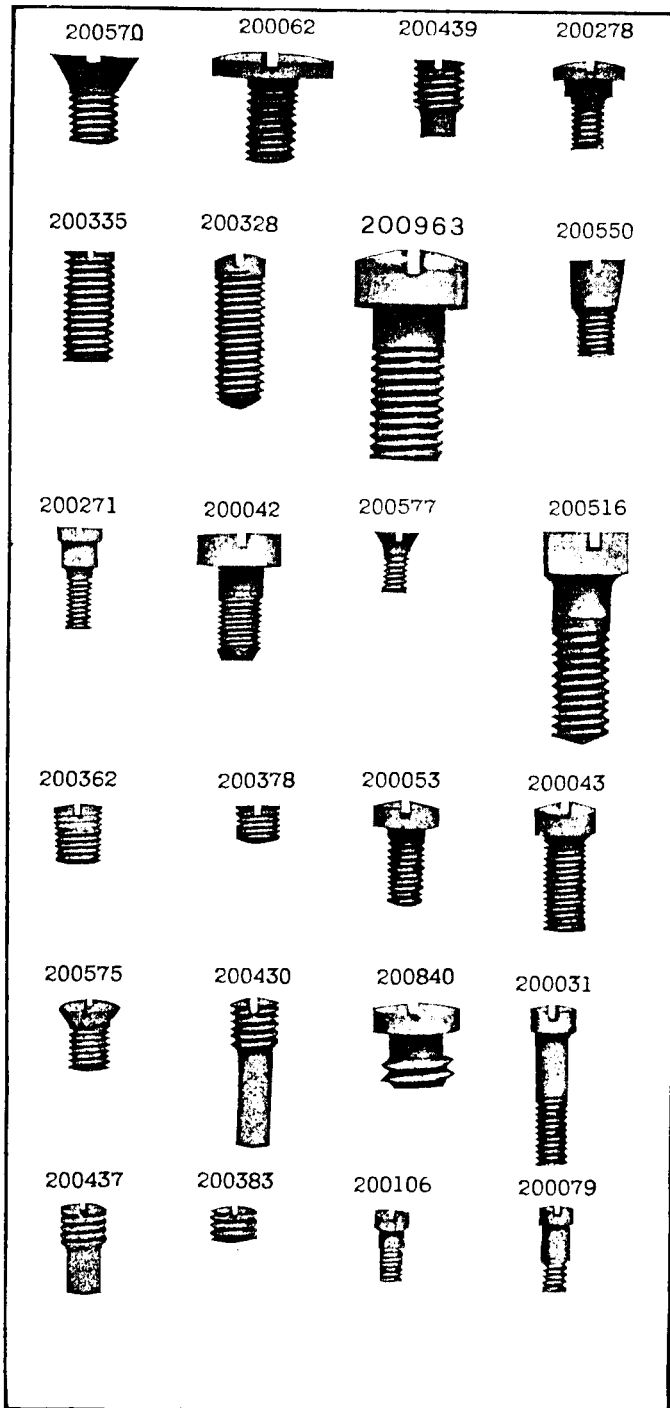


PLATE 12319 -FULL SIZE

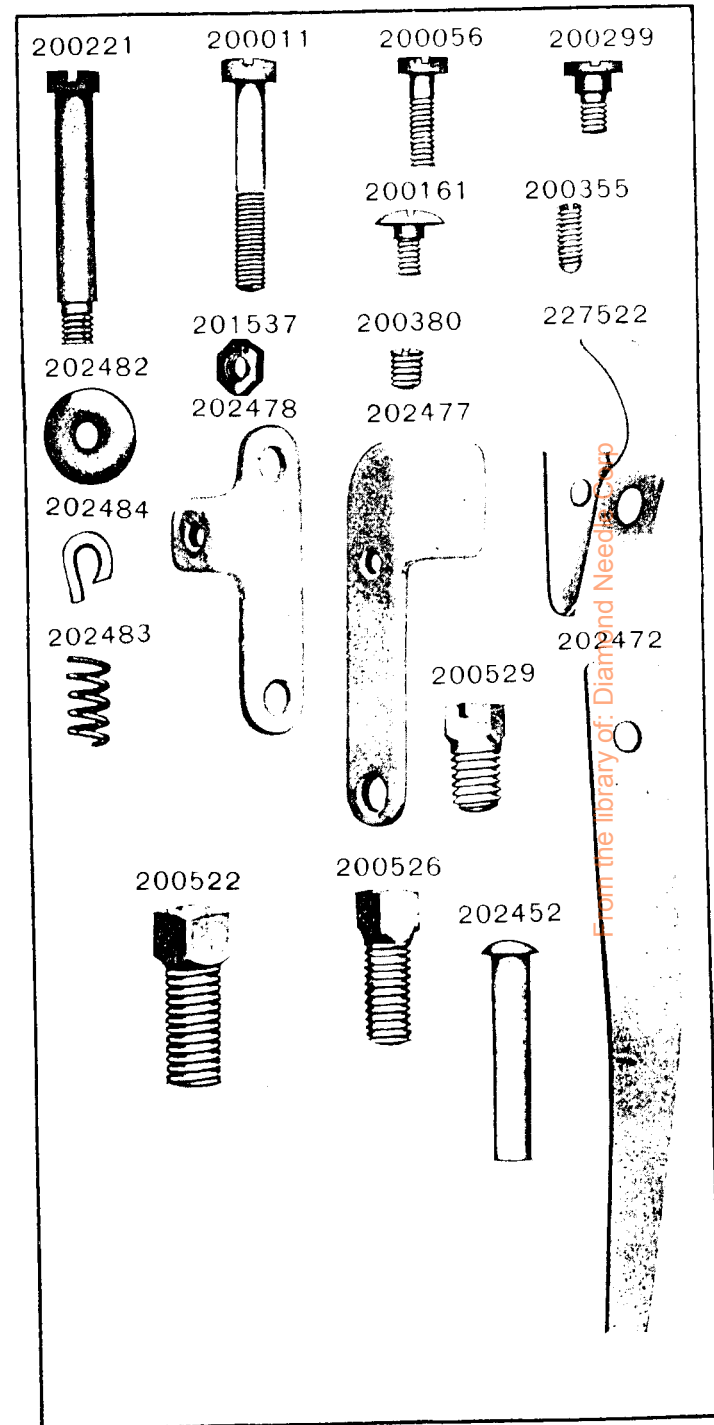


PLATE 12320—ONE-HALF SIZE

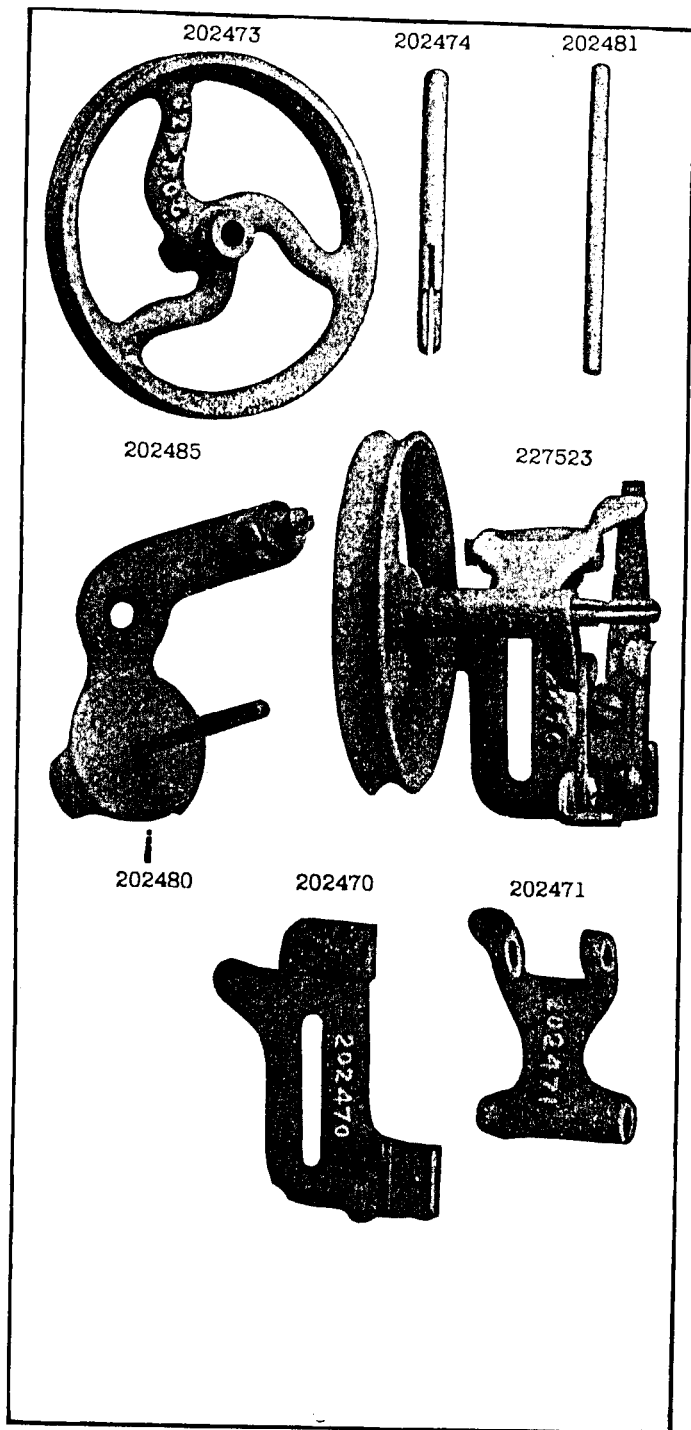



PLATE 12338—FULL SIZE



From the library of: Diamond Needle Corp

PLATE 12345—ONE-HALF SIZE

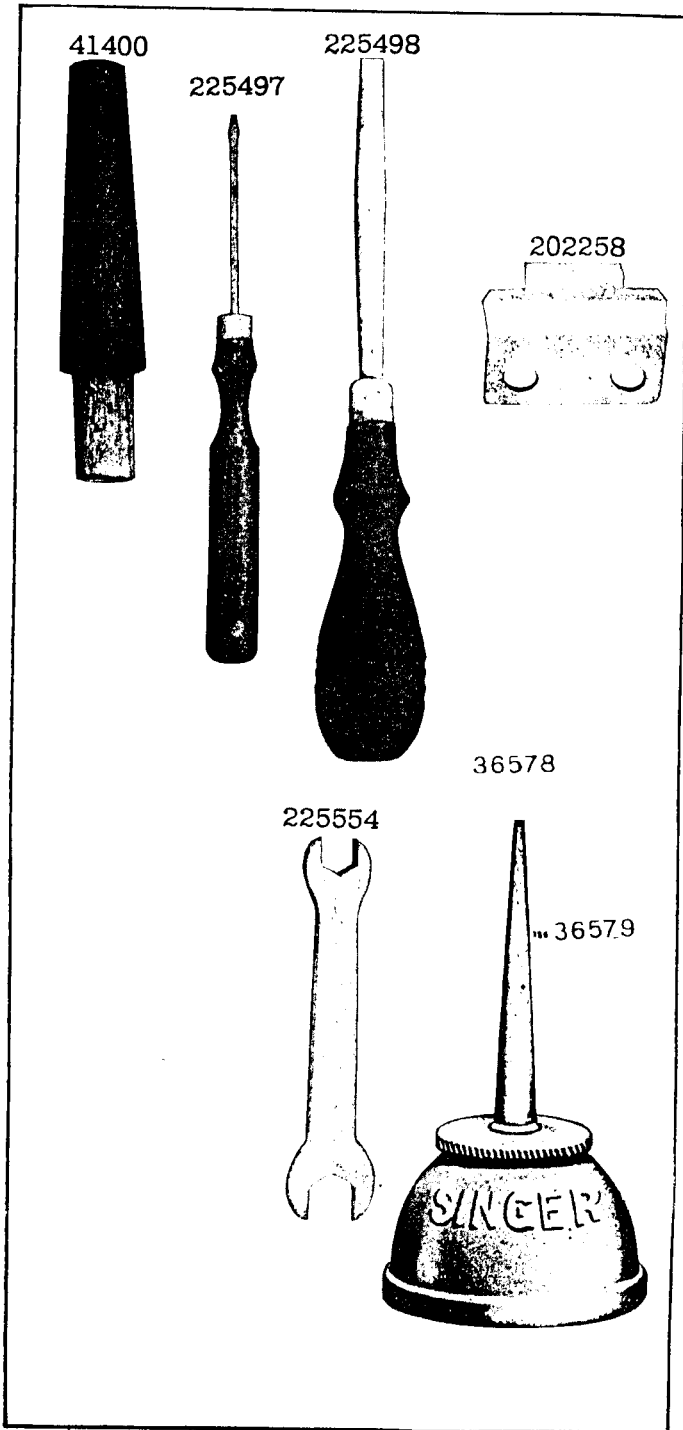


PLATE 12393—FULL SIZE

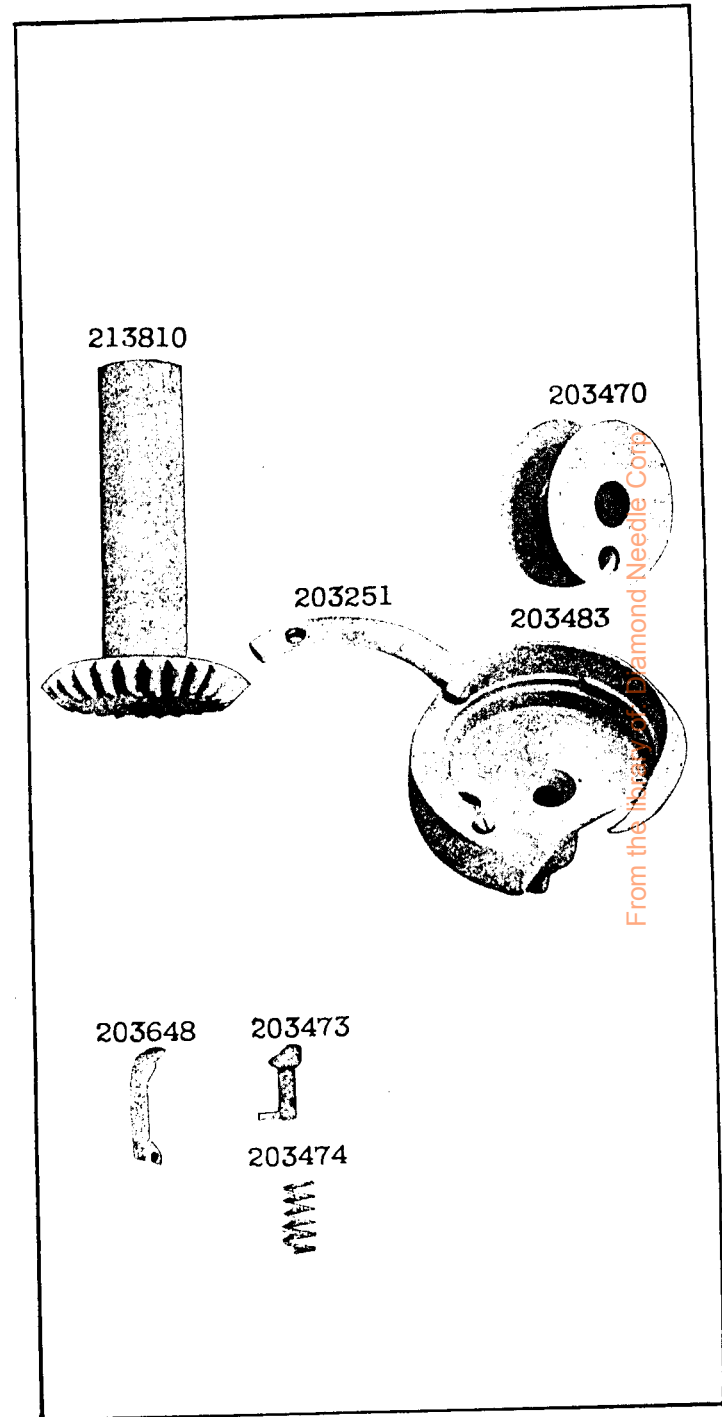



PLATE 14067-FULL SIZE

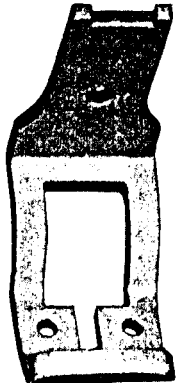
229646



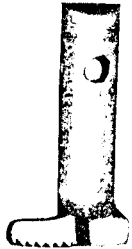
206682
229648



229650



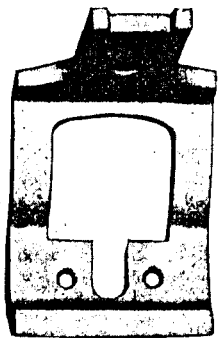
229651



229649



229652



229653

